

# RBS WALL FRAME

P/N: 4720

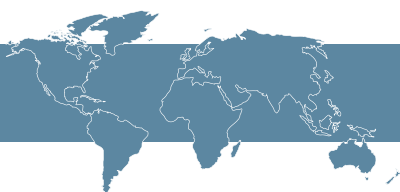


## THE RBS WALL FRAME

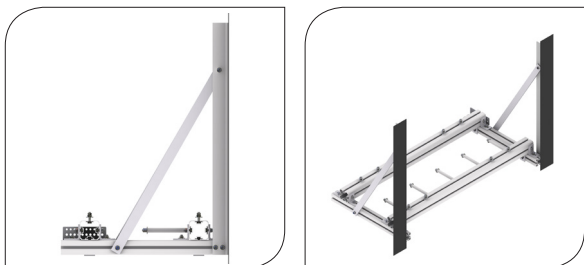
Is a 1500 mm wide wall frame designed for installation of one RBS cabinet. The wall frame fits cabinets with measurements up to 1300 mm wide and 700 mm deep (*typical for Ericsson RBS 6102*).

## FLEXIBILITY

The wall frame design is based on our alubra bars which have grooves to fit the head of a M12 bolt which makes the installation flexible and easy. Other versions and sizes are available upon request, for example 2 or 3 cabinets on the same frame or back to back installation etc. Please contact our sales or design department for further information.



## Quality Design



# TECHNICAL INFORMATION

## RBS WALL FRAME

### ORDERING P/N

4720

### FUNCTION DESCRIPTION

Cabinet wall frame for installation of one cabinet on wall.

### MECHANICAL DATA

#### MAX CABINET SIZE W x D:

1300 x 700 mm  
(51 x 27,5 in)

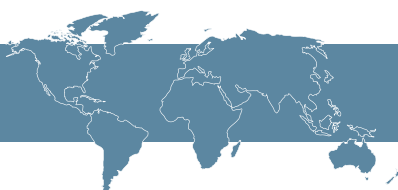
### PACKAGE DIMENSIONS

LENGTH	WIDTH	HEIGHT	WEIGHT
1500 mm (59 in)	600 mm (24 in)	350 mm (14 in)	50 kg (110 lb)

The verification is carried out in accordance with relevant parts of:

- EN 755-9:2008 Aluminium and aluminium alloys-Extruded rod/bars, tube and profiles
- EN 1999-1-1:2007 Eurocode 9: Design of aluminium structures – Part 1-1: General structural rules
- EN 1999-1-3:2007 Eurocode9: Design of aluminium structures – Part 1-3: Structures susceptible to fatigue
- EN 1991-1-4:2005 Eurocode1: Actions on structures – Part 1-4: General actions – Wind action

Compliance to ROHS 2 directives 2011/65/EU



## Quality Design